Standardized pinout for target devices!
(Programmers should flip UART)

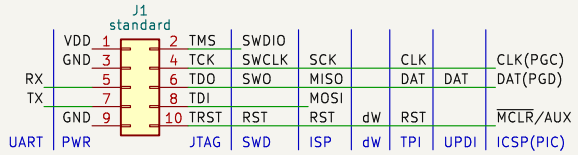

Pinouts chosen so that normal, legacy, and standard programmers/targets are interoperable, except for UART.

To avoid excess current when connecting to normal/legacy boards, programmers should have a 220Ω series resistor on their TX line.



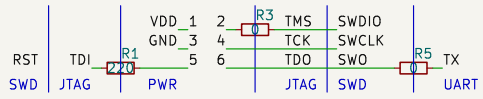

For JTAG/SWD, populate R1, R2, R3, R5.
If TDI and RST clash, depopulate R1 to use SWD or depopulate R2 to use JTAG.

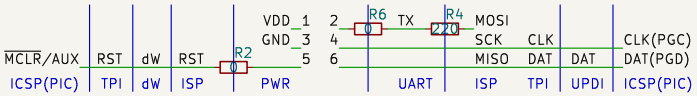

For ISP/dW/TPI/UPDI/ICSP(PIC), populate R2, R4, R6. If MOSI and TX clash, depopulate R4 for not ISP.

Note JTAG and ISP 6-pin pinouts can't use UART!

Sheet: /
File: 6to10.kicad_sch

Title:

Size: A4	Date:	**Rev:**
KiCad E.D.A. 8.0.4		Id: 1/1